



2020 - 2021 • Accountability At-a-Glance • Nettleton High School

Contact Information

Nettleton High School | Nettleton School District

Principal: Reshad Dwain Sims | Superintendent: Karen Curtner

4207 Race St Jonesboro, AR 72401-

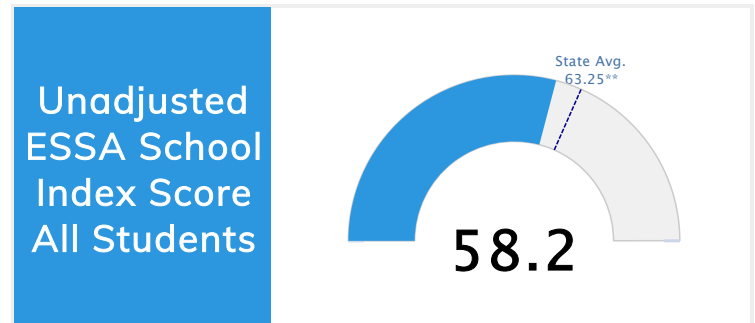
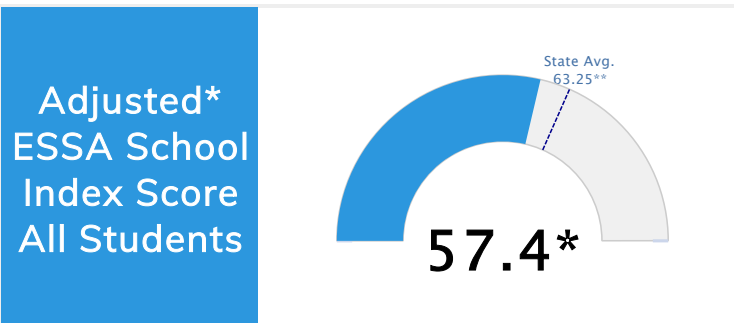
http://nettletonschools.net | (870) 910-7805

Student Information

| | | | |
|---------------|---------------|-----------------------------------|------------|
| Grades | 9 - 12 | Total Enrollment | 997 |
| Black | 49.75% | <i>English Learners</i> | 3.51% |
| Hispanic | 9.33% | <i>Economically Disadvantaged</i> | 41.52% |
| White | 36.51% | <i>Students with Disabilities</i> | 18.15% |

The Public School Rating System (A.C.A. § 6-15-2105) was suspended for the 2020-2021 school year by Act 89 of 2021

School Performance • ESSA School Index Score 2021

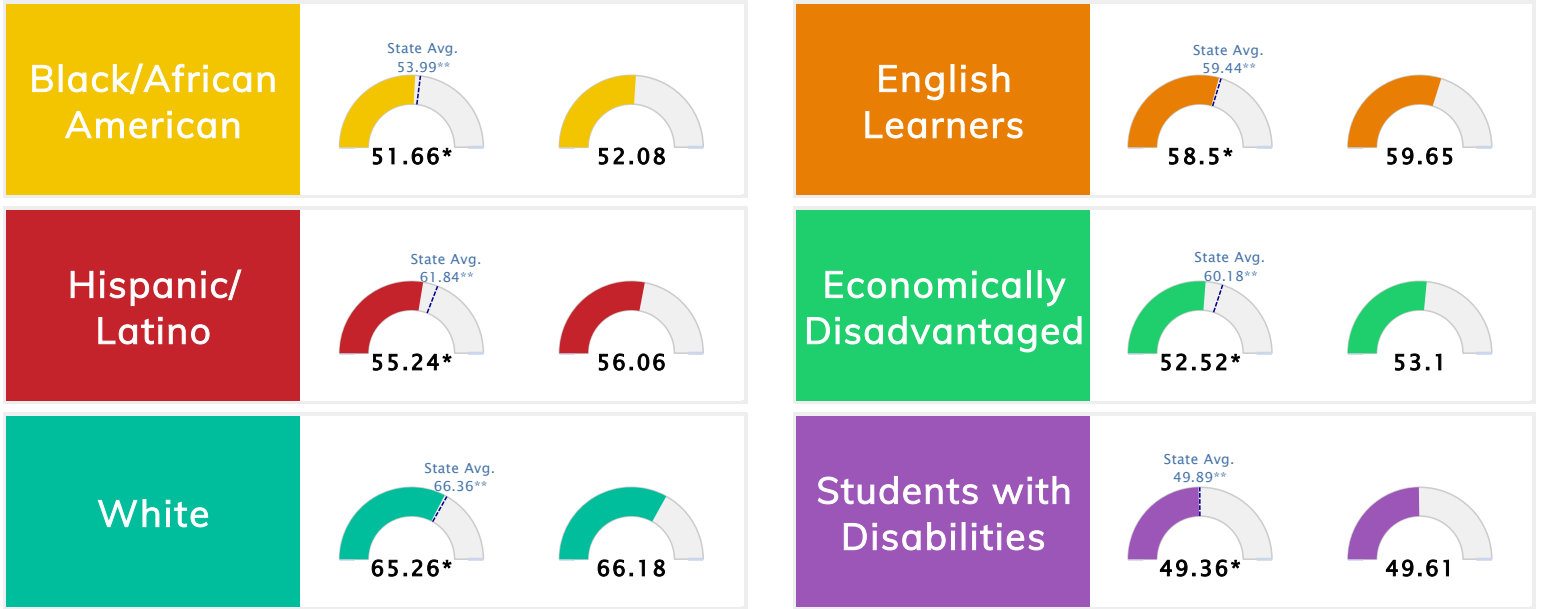


*To ensure stakeholders can draw reasonable conclusions about school performance, two scores are reported for all students and subgroups of students. This promotes increased transparency and ensures the information on performance is meaningful and comparable as required by Section 1111(c)(4)(E)(ii) of the Every Student Succeeds Act.

Two scores reported (If both scores are equal the school tested 95% or more students):

- **Adjusted ESSA School Index score:** The Annual ESSA School Index Score follows the approved [ESSA Business Rules](#).
- **Unadjusted ESSA School Index score:** This score reflects school performance for full academic year students that were tested regardless of whether 95% of students tested. Please see percent tested below. These data should only be used to facilitate discussions regarding the impact of COVID-19.

**State Average of ESSA School Index Scores for Grade Span.



| | | | | | |
|--|-------------------------|--------------------------|--|-------------------------|--------------------------|
| | ELA % Tested | Math % Tested | | ELA % Tested | Math % Tested |
|--|-------------------------|--------------------------|--|-------------------------|--------------------------|

| | | | | | |
|--------------------------|--------|--------|----------------------------|--------|--------|
| All Students | 93.50% | 93.70% | | | |
| Black / African American | 93.44% | 93.44% | English Learners | 93.55% | 93.55% |
| Hispanic / Latino | 94.00% | 94.00% | Economically Disadvantaged | 91.19% | 91.63% |
| White | 93.75% | 94.27% | Students with Disabilities | 85.39% | 86.52% |

Prepared by the Arkansas Department of Education: Division of Elementary and Secondary Education