



## 2021 - 2022 • Accountability At-a-Glance • Wynne Intermediate School

Contact Information
<b>Wynne Intermediate School   Wynne School District</b>
Principal: Shirley D Taylor   Superintendent: Kenneth R. Moore
PO Box 69 Wynne, AR 72396-
<a href="http://wynneschools.org">http://wynneschools.org</a>   (870) 238-5060

Student Information			
<b>Grades</b>	<b>3 - 5</b>	<b>Total Enrollment</b>	<b>595</b>
Black	30.25%	<i>English Learners</i>	0.84%
Hispanic	2.86%	<i>Economically Disadvantaged</i>	66.72%
White	64.03%	<i>Students with Disabilities</i>	16.64%


## Public School Rating Score (State Accountability: A-F Letter Grade)

<b>State Accountability</b>	<b>67.31</b>	<b>Public School Rating</b>	<b>C</b> <sup>**</sup>	<b>Rating Scale</b>	A = 79.26 and Above B = 72.17 - 79.25 C = 64.98 - 72.16 D = 58.09 - 64.97 F = 0.00 - 58.08
-----------------------------	--------------	-----------------------------	------------------------	---------------------	--

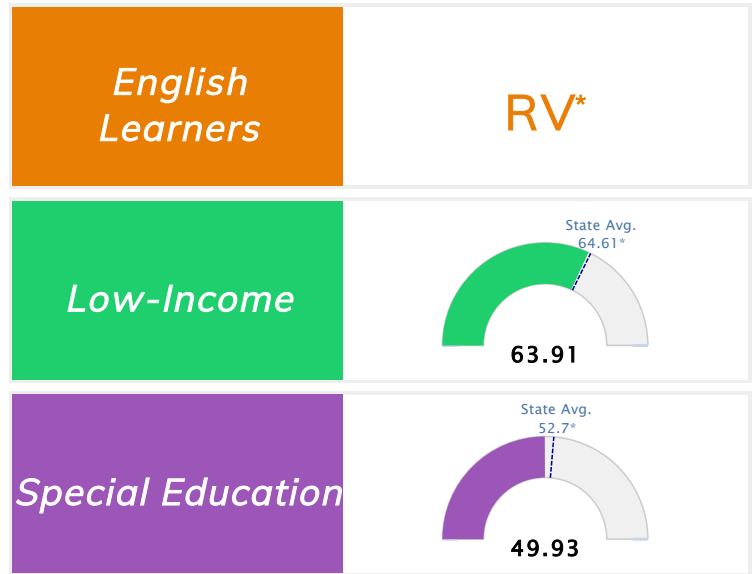
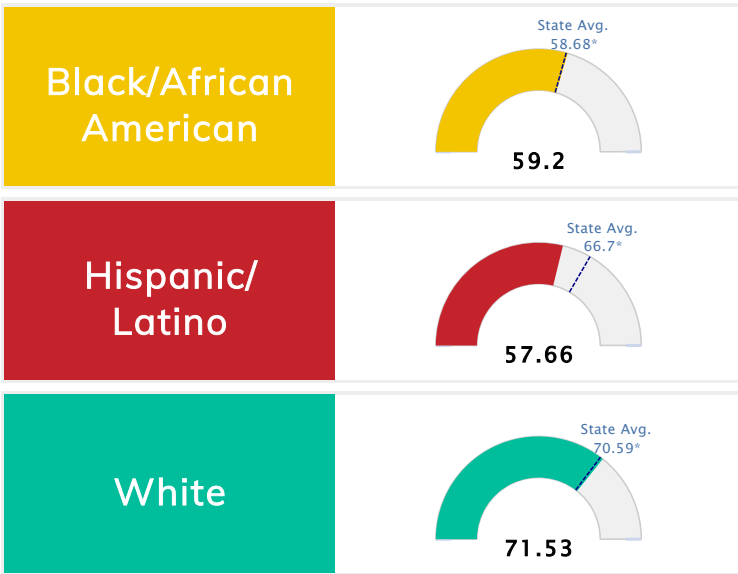
\* Alternative Education (AE) program students included in attendance zone for school rating

\*\* Results reflect the impact on student learning due to the COVID pandemic. Please use caution when comparing the results and making decisions.

## School Performance • ESSA School Index Score 2022



\*State Average of ESSA School Index Scores for Grade Span.



	ELA % Tested	Math % Tested		ELA % Tested	Math % Tested
All Students	100.00%	100.00%			
Black / African American	100.00%	100.00%	English Learners	RV***	RV***
Hispanic / Latino	100.00%	100.00%	Economically Disadvantaged	100.00%	100.00%
White	100.00%	100.00%	Students with Disabilities	100.00%	100.00%

\*\*\*RV = Restricted Value for sub-pops size < 10

Prepared by the Arkansas Department of Education: Division of Elementary and Secondary Education