



## 2021 - 2022 • Accountability At-a-Glance • Theodore Jones Elem. School

Contact Information
<b>Theodore Jones Elem. School   Conway School District</b>
Principal: Carise Echols   Superintendent: Jason Darrell Black
1800 Freyaldenhoven Rd Conway, AR 72032-
<a href="http://www.conwayschools.org/tjes">http://www.conwayschools.org/tjes</a>   (501) 450-6645

Student Information			
<b>Grades</b>	<b>K - 4</b>	<b>Total Enrollment</b>	<b>447</b>
Black	35.79%	<i>English Learners</i>	8.72%
Hispanic	9.40%	<i>Economically Disadvantaged</i>	63.09%
White	42.73%	<i>Students with Disabilities</i>	18.34%


## Public School Rating Score (State Accountability: A-F Letter Grade)

<b>State Accountability</b>	<b>68.89</b>	<b>Public School Rating</b>	<b>C</b> <sup>**</sup>	<b>Rating Scale</b>	A = 79.26 and Above B = 72.17 - 79.25 C = 64.98 - 72.16 D = 58.09 - 64.97 F = 0.00 - 58.08
-----------------------------	--------------	-----------------------------	------------------------	---------------------	--

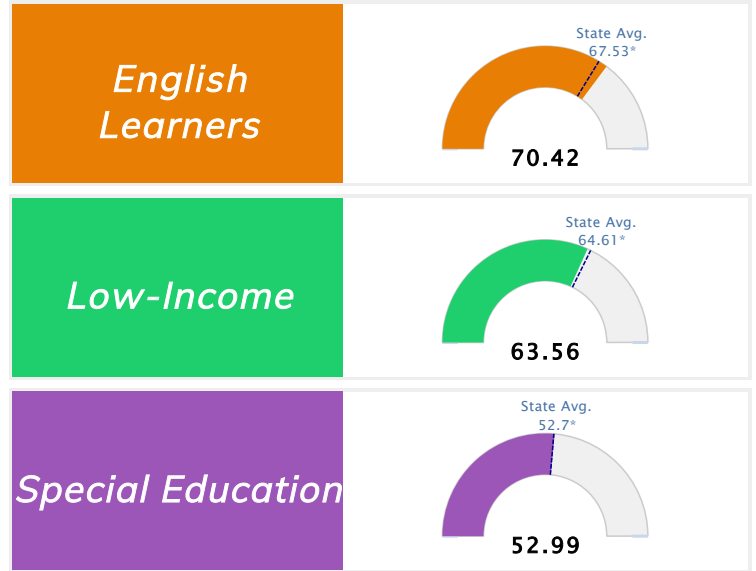
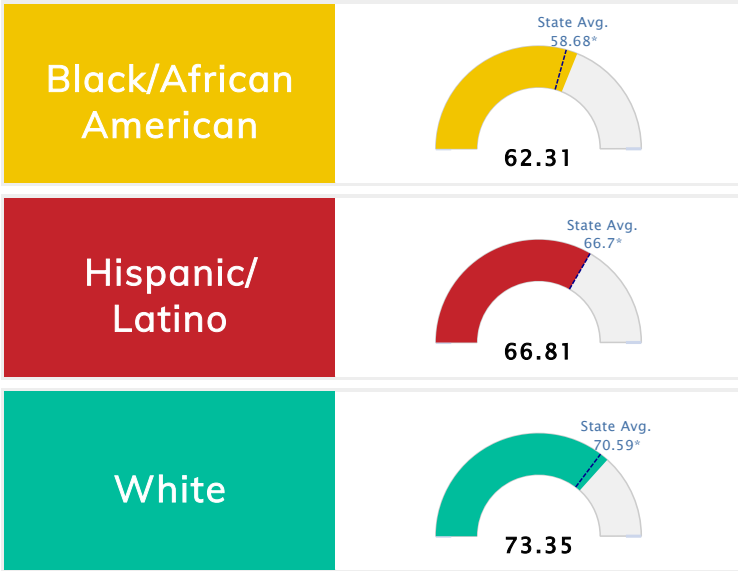
\* Alternative Education (AE) program students included in attendance zone for school rating

\*\* Results reflect the impact on student learning due to the COVID pandemic. Please use caution when comparing the results and making decisions.

## School Performance • ESSA School Index Score 2022



\*State Average of ESSA School Index Scores for Grade Span.



	ELA % Tested	Math % Tested		ELA % Tested	Math % Tested
All Students	99.46%	98.91%			
Black / African American	100.00%	98.39%	English Learners	100.00%	100.00%
Hispanic / Latino	100.00%	100.00%	Economically Disadvantaged	100.00%	99.12%
White	98.75%	98.75%	Students with Disabilities	100.00%	100.00%

Prepared by the Arkansas Department of Education: Division of Elementary and Secondary Education