



## 2022 - 2023 • Accountability At-a-Glance • L. L. Owen Elementary School

Contact Information
<b>L. L. Owen Elementary School   Watson Chapel School District</b>
Principal: N/A   Superintendent: Keith McGee
3605 OAKWOOD ROAD Pine Bluff, AR 71603-
<a href="http://llowen.wcsd.k12.ar.us/">http://llowen.wcsd.k12.ar.us/</a>   (870) 879-3741

Student Information			
<b>Grades</b>	<b>2 - 3</b>	<b>Total Enrollment</b>	<b>238</b>
Black	80.67%	English Learners	1.68%
Hispanic	0.84%	Economically Disadvantaged	86.97%
White	14.71%	Students with Disabilities	14.71%


## Public School Rating Score (State Accountability: A-F Letter Grade)

<b>State Accountability</b>	<b>56.03</b>	<b>Public School Rating</b>	<b>F</b> **	<b>Rating Scale</b>	A = 79.26 and Above B = 72.17 - 79.25 C = 64.98 - 72.16 D = 58.09 - 64.97 F = 0.00 - 58.08
-----------------------------	--------------	-----------------------------	-------------	---------------------	--

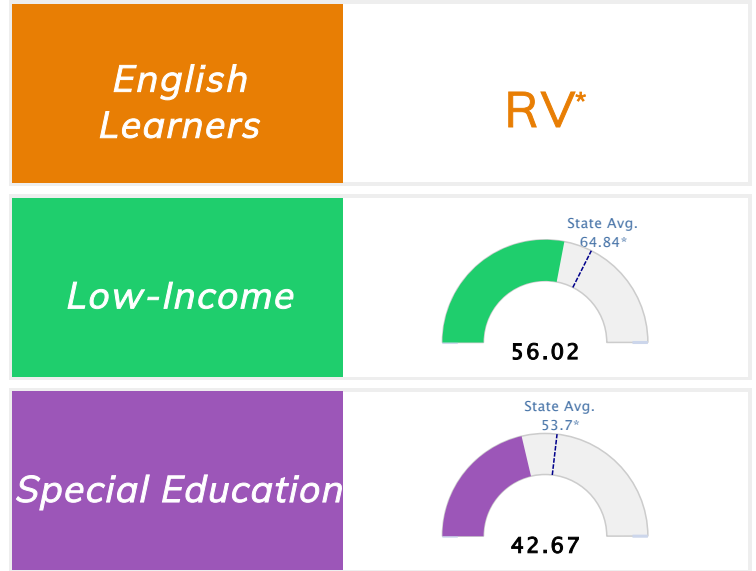
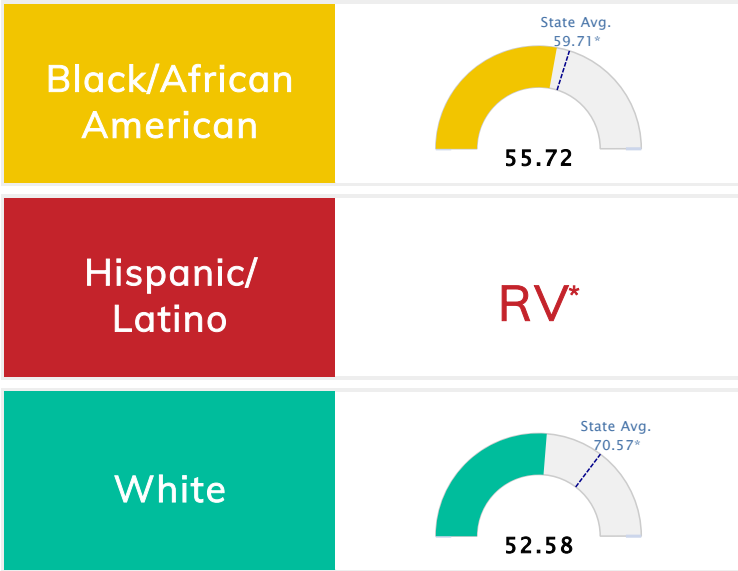
\* Alternative Education (AE) program students included in attendance zone for school rating

\*\* Results reflect the impact on student learning due to the COVID pandemic. Please use caution when comparing the results and making decisions.

## School Performance • ESSA School Index Score 2023



\*State Average of ESSA School Index Scores for Grade Span.



	<b>ELA % Tested</b>	<b>Math % Tested</b>		<b>ELA % Tested</b>	<b>Math % Tested</b>
--	-------------------------	--------------------------	--	-------------------------	--------------------------

All Students	99.24%	99.24%	English Learners	RV***	RV***
Black / African American	99.05%	99.05%	Economically Disadvantaged	99.24%	99.24%
Hispanic / Latino	RV***	RV***	Students with Disabilities	100.00%	100.00%
White	100.00%	100.00%			

\*\*\*RV = Restricted Value for sub-pops size < 10

Prepared by the Arkansas Department of Education: Division of Elementary and Secondary Education