



## 2022 - 2023 • Accountability At-a-Glance • Forest Heights Stem Academy

Contact Information
<b>Forest Heights Stem Academy   Little Rock School District</b>
Principal: Barbara B Kirkpatrick   Superintendent: Jermall Wright
5901 Evergreen St. Little Rock, AR 72205-
<a href="http://forestheightsstemacademy.weebly.com">http://forestheightsstemacademy.weebly.com</a>   (501) 447-2700

Student Information			
<b>Grades</b>	<b>K - 8</b>	<b>Total Enrollment</b>	<b>739</b>
Black	56.56%	<i>English Learners</i>	6.22%
Hispanic	8.93%	<i>Economically Disadvantaged</i>	50.20%
White	27.74%	<i>Students with Disabilities</i>	8.25%


### Public School Rating Score (State Accountability: A-F Letter Grade)

<b>State Accountability</b>	<b>75.15</b>	<b>Public School Rating</b>	<b>B</b> **	<b>Rating Scale</b>	A = 75.59 and Above B = 69.94 - 75.58 C = 63.73 - 69.93 D = 53.58 - 63.72 F = 0.00 - 53.57
-----------------------------	--------------	-----------------------------	-------------	---------------------	--

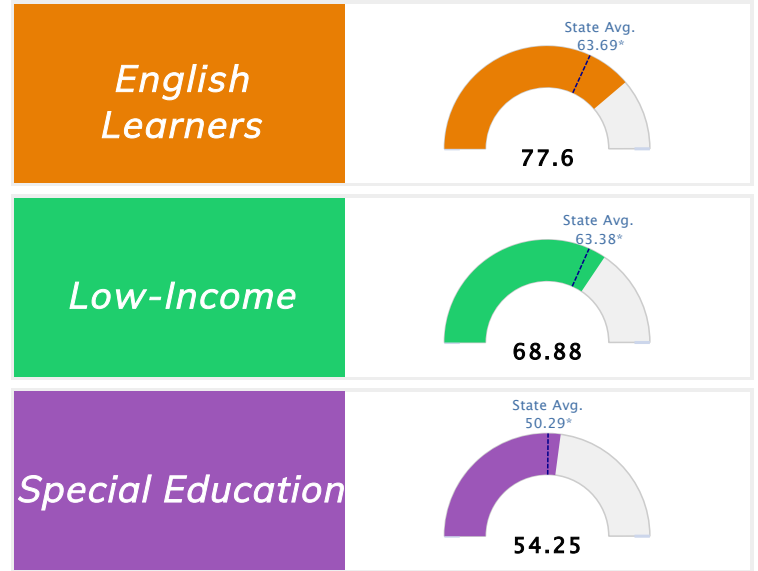
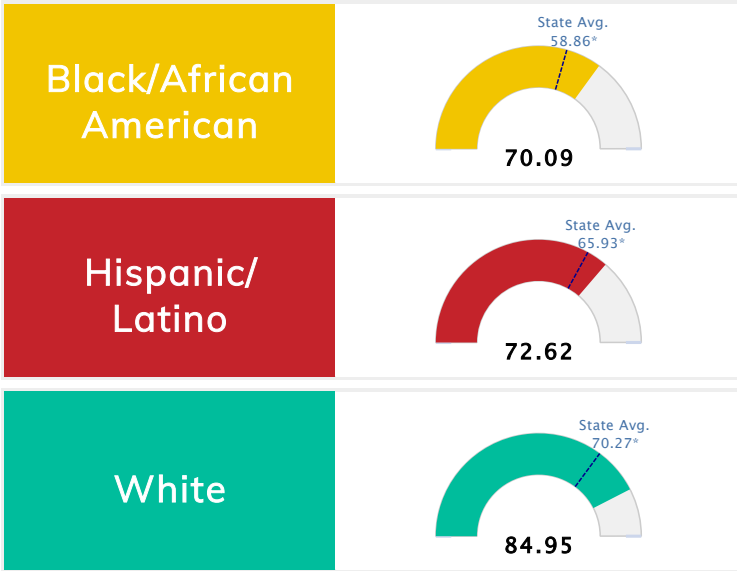
\* Alternative Education (AE) program students included in attendance zone for school rating

\*\* Results reflect the impact on student learning due to the COVID pandemic. Please use caution when comparing the results and making decisions.

### School Performance • ESSA School Index Score 2023



\*State Average of ESSA School Index Scores for Grade Span.



	ELA % Tested	Math % Tested		ELA % Tested	Math % Tested
All Students	100.00%	100.00%			
Black / African American	100.00%	100.00%	English Learners	100.00%	100.00%
Hispanic / Latino	100.00%	100.00%	Economically Disadvantaged	100.00%	100.00%
White	100.00%	100.00%	Students with Disabilities	100.00%	100.00%

Prepared by the Arkansas Department of Education: Division of Elementary and Secondary Education