



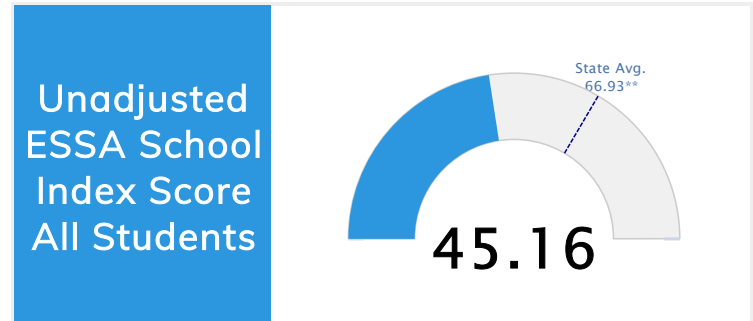
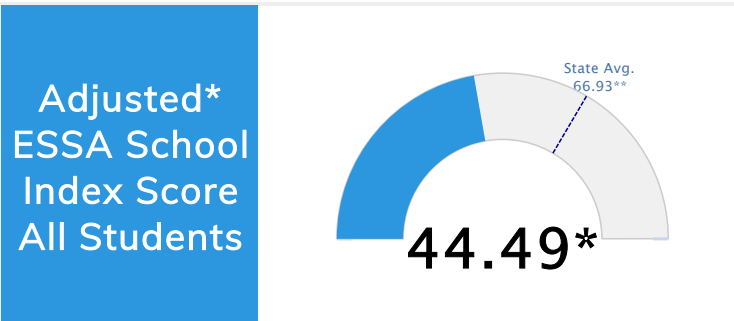
2020 - 2021 • Accountability At-a-Glance • Seventh Street Elem. School

Contact Information
Seventh Street Elem. School North Little Rock School District
Principal: Larissa Michelle Harrison Superintendent: Gregory J Pilewski
1200 Bishop Lindsey Avenue North Little Rock, AR 72114-
http://www.nlrsd.org (501) 340-5170

Student Information			
Grades	PK - 5	Total Enrollment	255
Black	89.41%	<i>English Learners</i>	3.92%
Hispanic	5.49%	<i>Economically Disadvantaged</i>	96.08%
White	2.75%	<i>Students with Disabilities</i>	20.00%

The Public School Rating System (A.C.A. § 6-15-2105) was suspended for the 2020-2021 school year by Act 89 of 2021

School Performance • ESSA School Index Score 2021

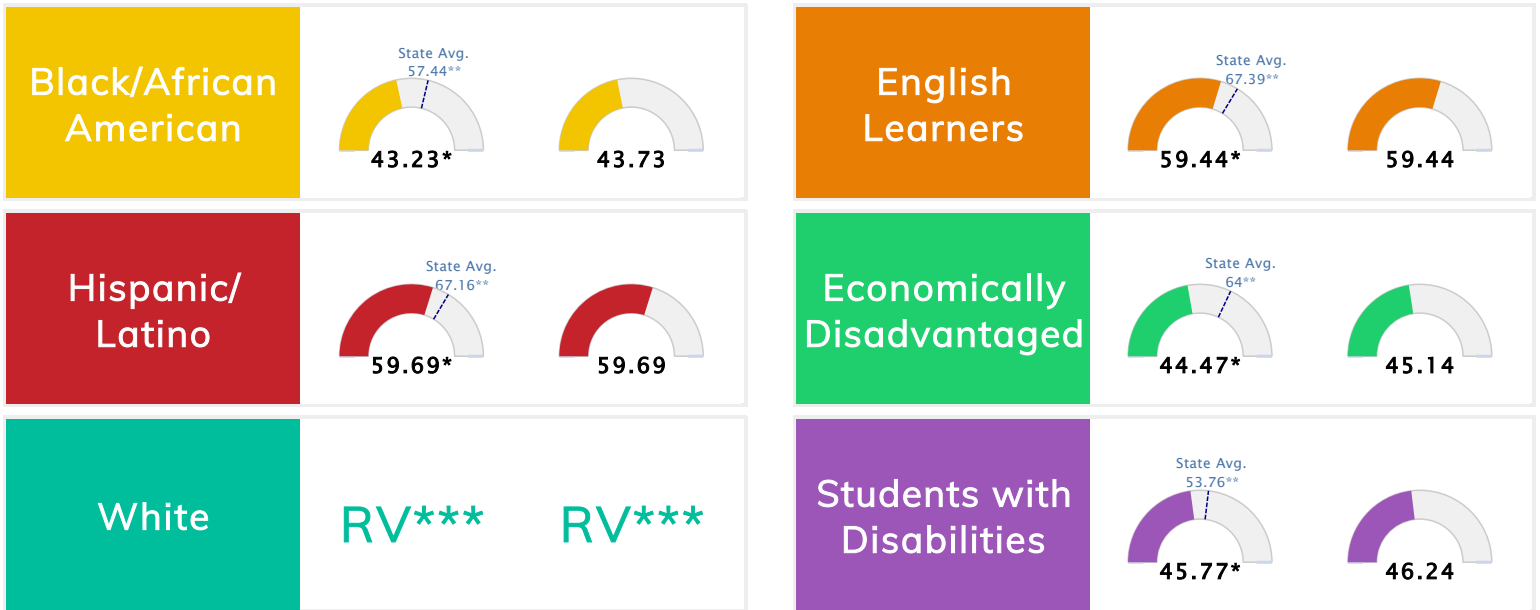


*To ensure stakeholders can draw reasonable conclusions about school performance, two scores are reported for all students and subgroups of students. This promotes increased transparency and ensures the information on performance is meaningful and comparable as required by Section 1111(c)(4)(E)(ii) of the Every Student Succeeds Act.

Two scores reported (If both scores are equal the school tested 95% or more students):

- **Adjusted ESSA School Index score:** The Annual ESSA School Index Score follows the approved [ESSA Business Rules](#).
- **Unadjusted ESSA School Index score:** This score reflects school performance for full academic year students that were tested regardless of whether 95% of students tested. Please see percent tested below. These data should only be used to facilitate discussions regarding the impact of COVID-19.

**State Average of ESSA School Index Scores for Grade Span.



	ELA % Tested	Math % Tested		ELA % Tested	Math % Tested
--	-------------------------	--------------------------	--	-------------------------	--------------------------

All Students	94.12%	94.96%			
Black / African American	93.33%	94.29%	English Learners	100.00%	100.00%
Hispanic / Latino	100.00%	100.00%	Economically Disadvantaged	94.12%	94.96%
White	RV***	RV***	Students with Disabilities	88.24%	88.24%

***RV = Restricted Value for sub-pops size < 10

Prepared by the Arkansas Department of Education: Division of Elementary and Secondary Education