



2022 - 2023 • Accountability At-a-Glance • Driven Virtual Academy

Contact Information
Driven Virtual Academy Pulaski County Special School District
Principal: N/A Superintendent: Jeff D Senn
21001 Cantrell Rd Little Rock, AR 72223-
http://www.pcssd.org (501) 234-3700

Student Information			
Grades	K - 12	Total Enrollment	303
Black	57.10%	<i>English Learners</i>	3.63%
Hispanic	8.58%	<i>Economically Disadvantaged</i>	47.52%
White	29.04%	<i>Students with Disabilities</i>	19.80%


Public School Rating Score (State Accountability: A-F Letter Grade)

State Accountability	61.88	Public School Rating	C **	Rating Scale	A = 73.22 and Above B = 67.96 - 73.21 C = 61.10 - 67.95 D = 52.95 - 61.09 F = 0.00 - 52.94
-----------------------------	--------------	-----------------------------	-------------	---------------------	--

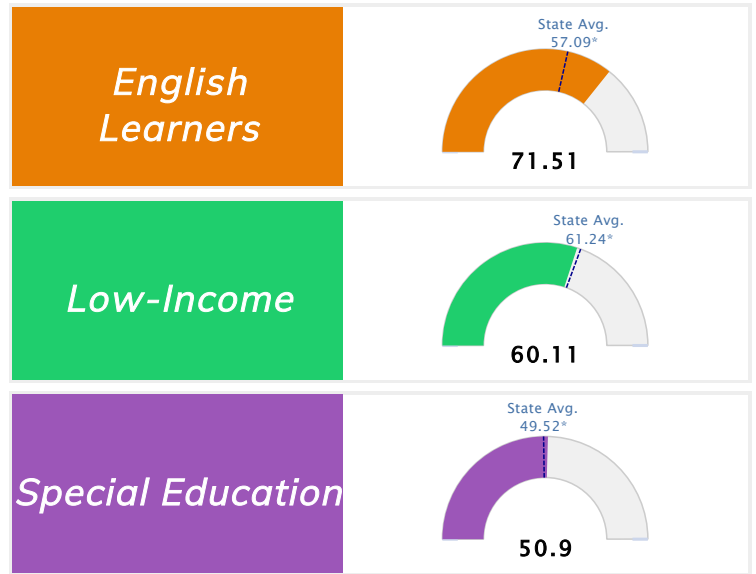
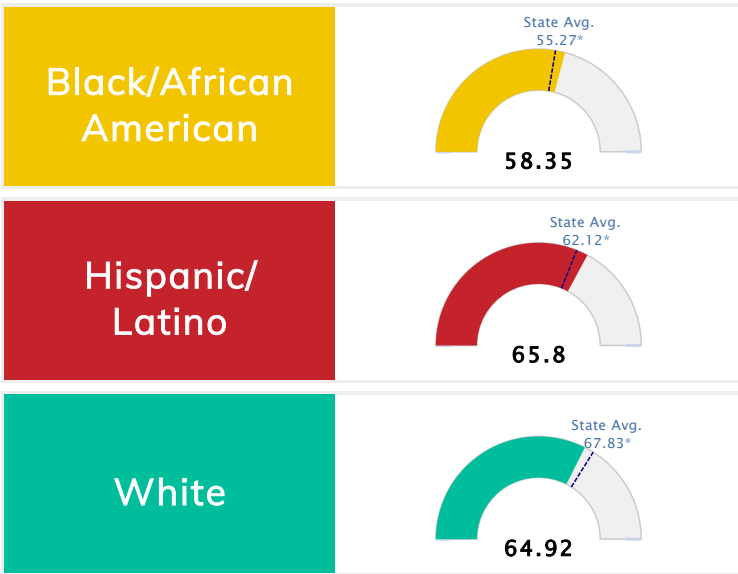
* Alternative Education (AE) program students included in attendance zone for school rating

** Results reflect the impact on student learning due to the COVID pandemic. Please use caution when comparing the results and making decisions.

School Performance • ESSA School Index Score 2023



*State Average of ESSA School Index Scores for Grade Span.



	ELA % Tested	Math % Tested		ELA % Tested	Math % Tested
All Students	98.12%	98.12%			
Black / African American	98.85%	98.85%	English Learners	100.00%	100.00%
Hispanic / Latino	93.33%	93.33%	Economically Disadvantaged	100.00%	100.00%
White	97.87%	97.87%	Students with Disabilities	96.97%	96.97%

Prepared by the Arkansas Department of Education: Division of Elementary and Secondary Education