



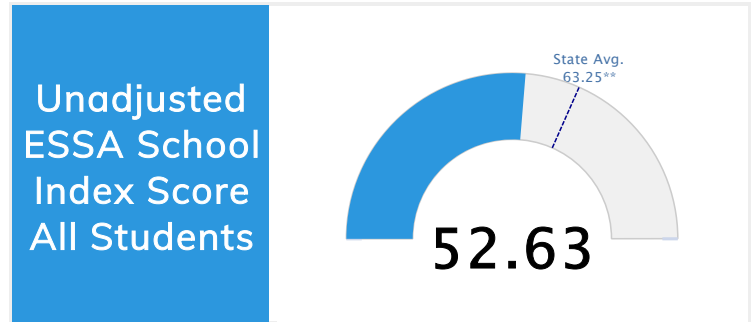
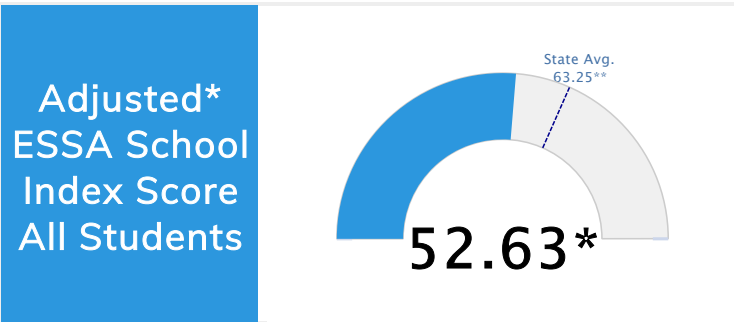
2020 - 2021 • Accountability At-a-Glance • Jacksonville Lighthouse College Prep Academy High

Contact Information
Jacksonville Lighthouse College Prep Academy High Jacksonville Lighthouse Charter
Principal: John Osborn Superintendent: Lashawnda Noel
251 N First street Jacksonville, AR 72216-
http://www.lighthouse-academies.org (501) 985-1200

Student Information			
Grades	7 - 12	Total Enrollment	297
Black	75.08%	English Learners	3.03%
Hispanic	6.73%	Economically Disadvantaged	46.13%
White	15.49%	Students with Disabilities	12.12%

The Public School Rating System (A.C.A. § 6-15-2105) was suspended for the 2020-2021 school year by Act 89 of 2021

School Performance • ESSA School Index Score 2021

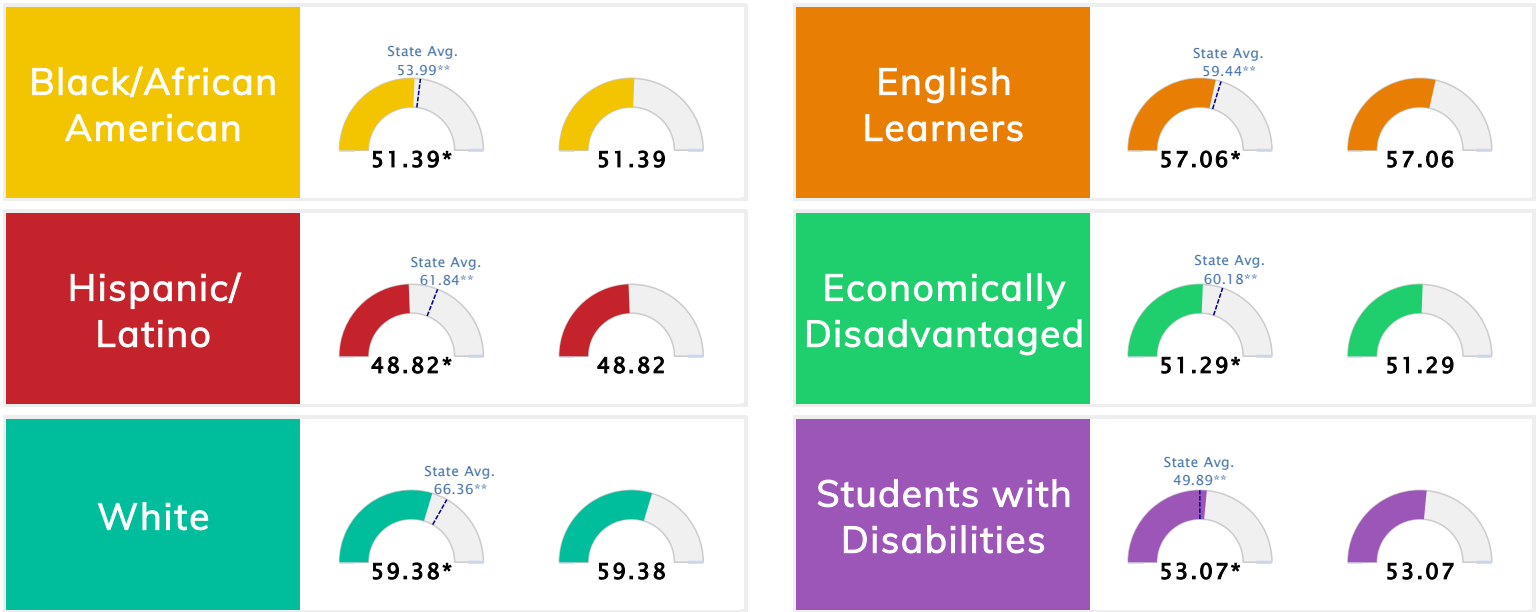


*To ensure stakeholders can draw reasonable conclusions about school performance, two scores are reported for all students and subgroups of students. This promotes increased transparency and ensures the information on performance is meaningful and comparable as required by Section 1111(c)(4)(E)(ii) of the Every Student Succeeds Act.

Two scores reported (If both scores are equal the school tested 95% or more students):

- **Adjusted ESSA School Index score:** The Annual ESSA School Index Score follows the approved [ESSA Business Rules](#).
- **Unadjusted ESSA School Index score:** This score reflects school performance for full academic year students that were tested regardless of whether 95% of students tested. Please see percent tested below. These data should only be used to facilitate discussions regarding the impact of COVID-19.

**State Average of ESSA School Index Scores for Grade Span.



	ELA % Tested	Math % Tested		ELA % Tested	Math % Tested
--	-------------------------	--------------------------	--	-------------------------	--------------------------

All Students	96.32%	98.41%			
Black / African American	95.21%	97.93%	English Learners	100.00%	100.00%
Hispanic / Latino	100.00%	100.00%	Economically Disadvantaged	95.35%	97.65%
White	100.00%	100.00%	Students with Disabilities	100.00%	100.00%

Prepared by the Arkansas Department of Education: Division of Elementary and Secondary Education