



## 2021 - 2022 • Accountability At-a-Glance • Central Elementary School

Contact Information
<b>Central Elementary School   Forrest City School District</b>
Principal: <i>Ennie Hardrick</i>   Superintendent: <i>Zrano Bowles</i>
801 Deadrick Road Forrest City, AR 72335-
<a href="http://mustang.grsc.k12.ar.us">http://mustang.grsc.k12.ar.us</a>   (870) 633-2141

Student Information			
<b>Grades</b>	<b>PK - 2</b>	<b>Total Enrollment</b>	<b>467</b>
Black	92.72%	<i>English Learners</i>	2.57%
Hispanic	0.21%	<i>Economically Disadvantaged</i>	88.22%
White	6.00%	<i>Students with Disabilities</i>	13.92%


## Public School Rating Score (State Accountability: A-F Letter Grade)

<b>State Accountability</b>	<b>60.51</b>	<b>Public School Rating</b>	<b>D</b> <sup>**</sup>	<b>Rating Scale</b>	A = 79.26 and Above B = 72.17 - 79.25 C = 64.98 - 72.16 D = 58.09 - 64.97 F = 0.00 - 58.08
-----------------------------	--------------	-----------------------------	------------------------	---------------------	--

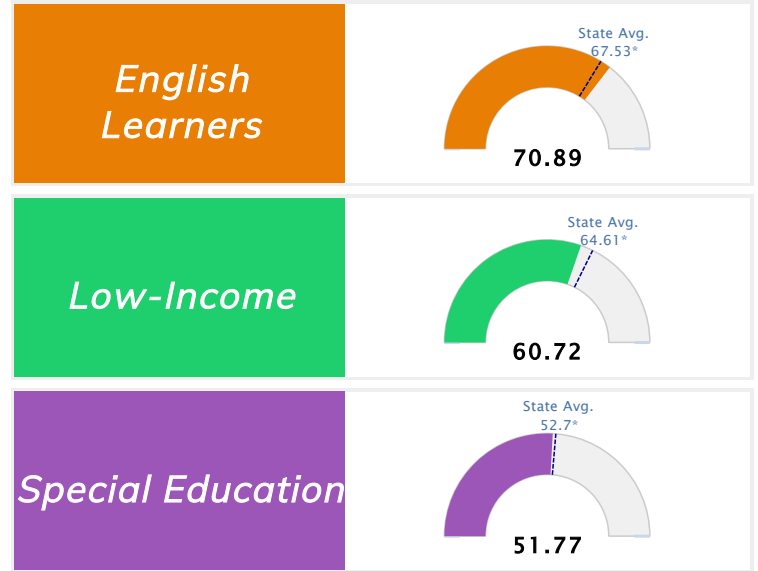
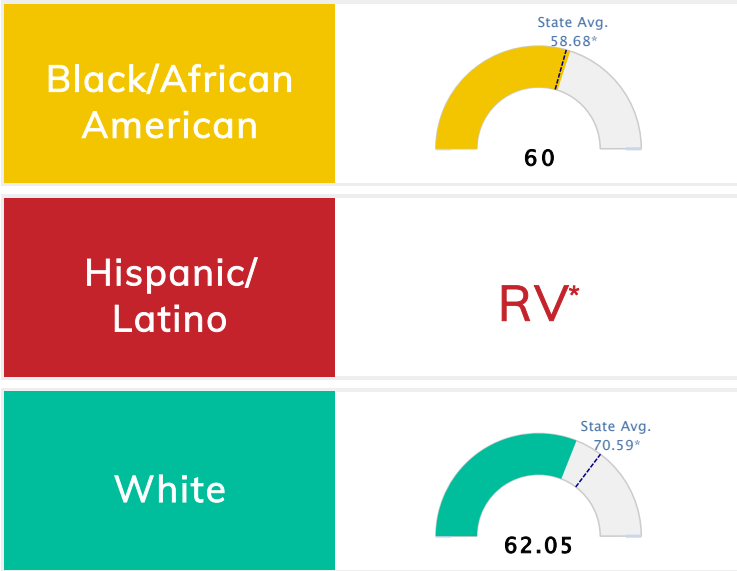
\* Alternative Education (AE) program students included in attendance zone for school rating

\*\* Results reflect the impact on student learning due to the COVID pandemic. Please use caution when comparing the results and making decisions.

## School Performance • ESSA School Index Score 2022



\*State Average of ESSA School Index Scores for Grade Span.



	ELA % Tested	Math % Tested		ELA % Tested	Math % Tested
All Students	94.57%	95.67%			
Black / African American	94.12%	95.37%	English Learners	100.00%	100.00%
Hispanic / Latino	RV***	RV***	Economically Disadvantaged	94.57%	95.67%
White	100.00%	100.00%	Students with Disabilities	92.19%	93.75%

\*\*\*RV = Restricted Value for sub-pops size < 10

Prepared by the Arkansas Department of Education: Division of Elementary and Secondary Education