



## 2021 - 2022 • Accountability At-a-Glance • Forrest City Jr. High

Contact Information
<b>Forrest City Jr. High   Forrest City School District</b>
Principal: Casey S Graml   Superintendent: Zrano Bowles
1133 North Division Street Forrest City, AR 72335-
<a href="http://mustang.grsc.k12.ar.us">http://mustang.grsc.k12.ar.us</a>   (870) 633-3230

Student Information			
<b>Grades</b>	<b>7 - 8</b>	<b>Total Enrollment</b>	<b>292</b>
Black	90.75%	<i>English Learners</i>	1.37%
Hispanic	1.71%	<i>Economically Disadvantaged</i>	79.79%
White	5.48%	<i>Students with Disabilities</i>	17.47%


## Public School Rating Score (State Accountability: A-F Letter Grade)

<b>State Accountability</b>	<b>54.88</b>	<b>Public School Rating</b>	<b>D</b> **	<b>Rating Scale</b>	A = 75.59 and Above B = 69.94 - 75.58 C = 63.73 - 69.93 D = 53.58 - 63.72 F = 0.00 - 53.57
-----------------------------	--------------	-----------------------------	-------------	---------------------	--

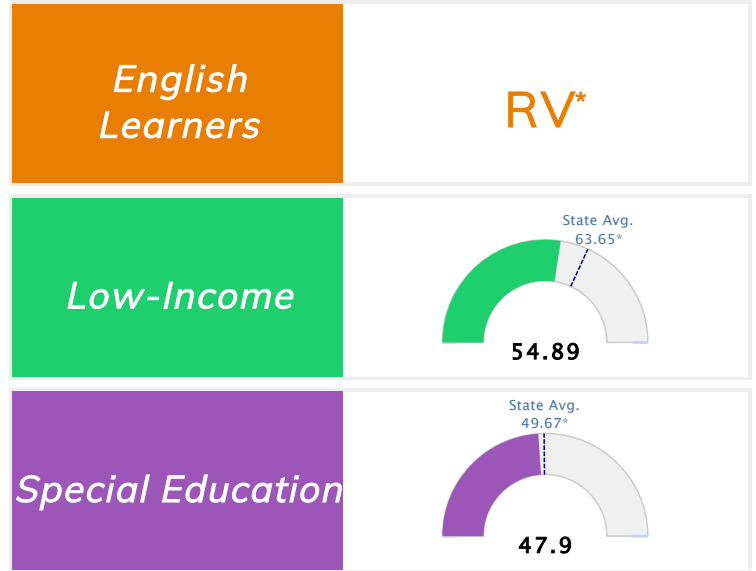
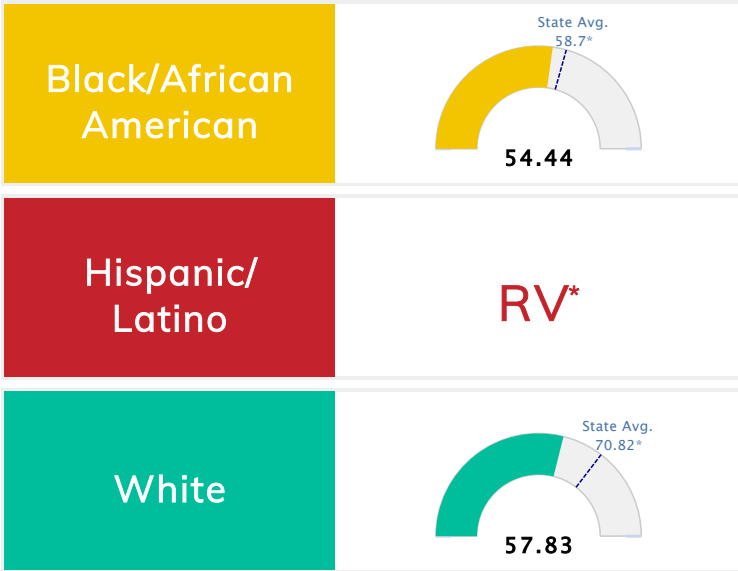
\* Alternative Education (AE) program students included in attendance zone for school rating

\*\* Results reflect the impact on student learning due to the COVID pandemic. Please use caution when comparing the results and making decisions.

## School Performance • ESSA School Index Score 2022



\*State Average of ESSA School Index Scores for Grade Span.



	<b>ELA % Tested</b>	<b>Math % Tested</b>		<b>ELA % Tested</b>	<b>Math % Tested</b>
--	-------------------------	--------------------------	--	-------------------------	--------------------------

All Students	95.12%	96.17%			
Black / African American	95.08%	96.58%	English Learners	RV***	RV***
Hispanic / Latino	RV***	RV***	Economically Disadvantaged	95.79%	96.84%
White	92.31%	85.71%	Students with Disabilities	91.84%	93.88%

\*\*\*RV = Restricted Value for sub-pops size < 10

Prepared by the Arkansas Department of Education: Division of Elementary and Secondary Education