



## 2021 - 2022 • Accountability At-a-Glance • Happy Hollow Elementary School

Contact Information
<b>Happy Hollow Elementary School   Fayetteville School District</b>
Principal: Joshua Trotter Vest   Superintendent: Jonathan David Mulford
2175 E Peppervine Drive Fayetteville, AR 72701-
<a href="http://www.fayar.net">http://www.fayar.net</a>   (479) 444-3085

Student Information			
<b>Grades</b>	<b>K - 4</b>	<b>Total Enrollment</b>	<b>494</b>
Black	6.88%	<i>English Learners</i>	11.34%
Hispanic	13.97%	<i>Economically Disadvantaged</i>	40.69%
White	66.80%	<i>Students with Disabilities</i>	13.36%


### Public School Rating Score (State Accountability: A-F Letter Grade)

<b>State Accountability</b>	<b>71.89</b>	<b>Public School Rating</b>	<b>C</b> <sup>**</sup>	<b>Rating Scale</b>	A = 79.26 and Above B = 72.17 - 79.25 C = 64.98 - 72.16 D = 58.09 - 64.97 F = 0.00 - 58.08
-----------------------------	--------------	-----------------------------	------------------------	---------------------	--

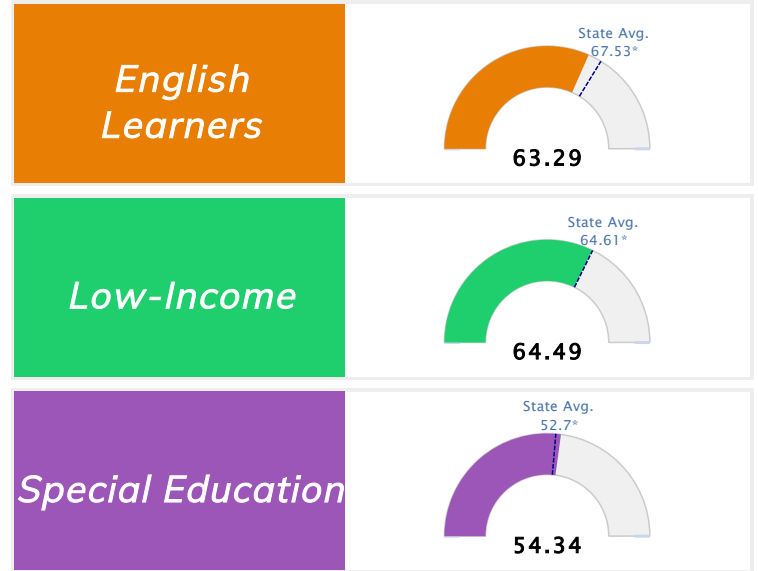
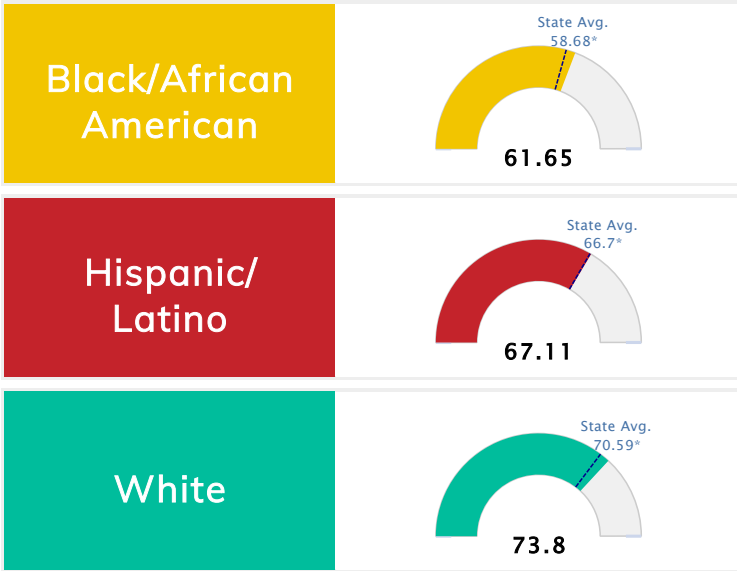
\* Alternative Education (AE) program students included in attendance zone for school rating

\*\* Results reflect the impact on student learning due to the COVID pandemic. Please use caution when comparing the results and making decisions.

### School Performance • ESSA School Index Score 2022



\*State Average of ESSA School Index Scores for Grade Span.



	ELA % Tested	Math % Tested		ELA % Tested	Math % Tested
All Students	99.01%	99.01%			
Black / African American	84.62%	84.62%	English Learners	100.00%	100.00%
Hispanic / Latino	100.00%	100.00%	Economically Disadvantaged	97.53%	97.53%
White	100.00%	100.00%	Students with Disabilities	97.50%	97.50%

Prepared by the Arkansas Department of Education: Division of Elementary and Secondary Education